

# CARNIVAL GLASS ACTION!

A joint news publication of:



Heart of America Carnival Glass Association



Texas Carnival Glass Club



Warm amber colors the Ripple vases that Steve discusses, **Page 12.**




Sandy Sage explains how the provenance of this Thin Rib sapphire vase makes a difference, **Page 11**



They couldn't afford to buy a piece of it, but boys like the one at left helped make your Carnival Glass possible, **Page 14.**



Phil Leddy educates you on the ABCs of Carnival Glass using the beautiful aqua Westmoreland Little Beads, and other examples, for his tutorial, **Page 10.**



*Sharing the past, present and future of a great American Craft*



## 2 One last look at HOACGA convention room displays



These are room display award winners that somehow their display awards did not make it into the bulletin last Issue. I apologize that I missed seeing that they were not included. I want to thank Steve Davis, Linda Dunham and all others that brought their glass for the room displays and took the time to put them together for everyone to view and enjoy. Linda Dunham won for color with her display of Ice Green pieces. Steve Davis won for Shape with his display of Memphis Punch sets.

Top photo: Steve Davis display, middle left, Linda Dunham and Reg Dunham display. At right middle, Laitala Volk display. Bottom left, Gary Lickver display.





**Wed., Oct. 5 to Fri., Oct 7**  
**Air Capital Carnival Glass**  
**Club Convention**, Best Western  
 Airport Inn, Wichita, Kan. Res-  
 ervations: 316-942-5600. For  
 information, Don Kime: 316-  
 733-8424.

**Thurs., Oct. 20 to Sat., Oct. 22**  
**Mid-Atlantic Carnival Glass Club** is  
 holding their **Jamboree and Auc-**  
**tion** at the Ramada Plaza Hotel in  
 Hagerstown MD (301) 797-2500,  
 Burns Auction Service auction.  
 Contact Steve Grayson @ sgrayson@  
 copper.net for more info.

**Thurs., Oct. 27 to Sat., Oct. 29**  
**Great Lakes Carnival Glass**  
**Club Convention and Auction**  
 at the Ramada Convention Cen-  
 ter Lansing, MI. 517-627-3211  
 For more information:www.  
 greatlakescgc.com


**Friday, Nov. 7 and Sat., Nov. 8**  
**Seek Auction of Lelia Galvin of**  
**Australia Collection** with a HOA-  
 CGA Get Together Friday in Kansas  
 City, Mo.. See Page 10 for more  
 details.




## Subscribe now to the new online two-year price guide

Auction prices are available now for 2015 and 2014  
 convention prices and 2014 general auctions. Prices  
 are updating soon on 2016 convention prices.  
 Subscribe now for \$15 through the Texas Carnival Glass  
 Club website at [www.texas carnival glass.org](http://www.texas carnival glass.org).

## PRICE GUIDE FOR SALE



For ordering  
 Information for the  
**HEART OF AMERICA**  
**CARNIVAL GLASS**  
**ASSOCIATION "FIELD**  
**GUIDE TO CARNIVAL**  
**GLASS FOR 2015"**  
 and other club  
 information go to the  
**HOACGA web-site**  
[www.hoacga.com](http://www.hoacga.com)



## HOACGA gathering set for night before major auction

By Bob Grissom

Jim Seeck will be selling the collection of Leila Galvin of Australia on Saturday November 5, 2016 at the Embassy Suites Hotel in Kansas City. This is the same Hotel as the HOACGA Conventions. It is only 10 minutes from the Kansas City Airport. It is located on I-29, Exit 10.

They are holding a block of rooms, at the rate of \$119.00, refer to Jim Seeck Auction. The deadline for

reservations is October 21<sup>st</sup>. The managers reception (happy hour) and Breakfast are included in the room rate.

HOACGA is making some plans for your enjoyment on Friday evening both before and after the Friday evening viewing. If you need any help in securing a room reservation, Call Bob Grissom 816-896-1931.

## Better American economy helps return Carnival Glass from Australia

Australian Leila Galvin enjoyed coming to America for conventions and auctions in the 1980s. Now she's giving Americans a chance to buy it back during the November 5 auction in Kansas City.

Auctioneer Jim Seeck said that many Australian collectors sell in their country. But the current strong American dollar, compared to the Australian, makes it an

economically good idea to ship and sell it here.

Many older collectors may remember meeting Leila during her frequent visits. Her collection is strong with top quality Northwood pieces, along with the color and glimmer.

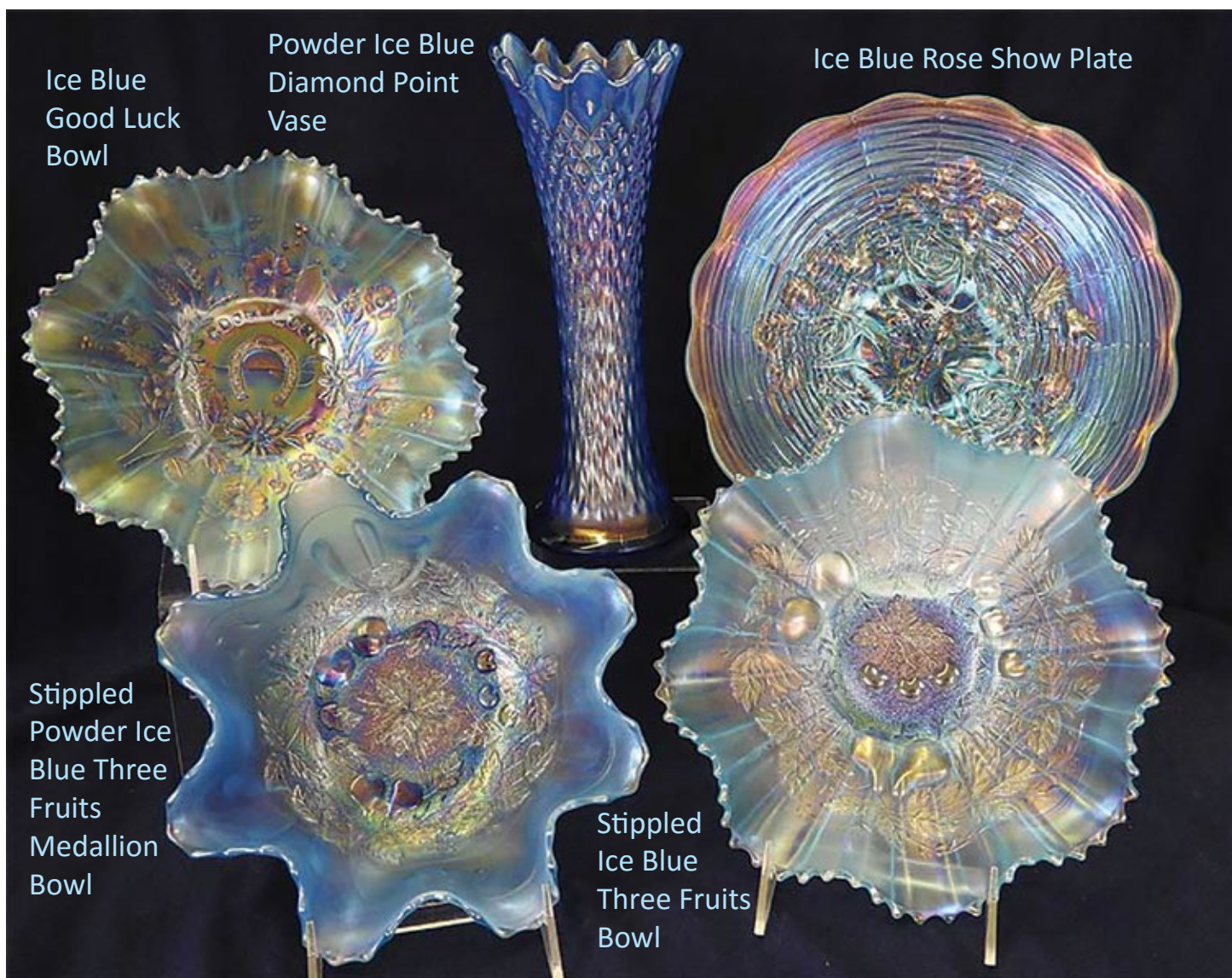
"She knew iridescence before iridescence was popular," Seeck said.

—Donna Lee Olson



**Pumpkin marigold at its glowing best:** Good Luck bowl, Peacock at Fountain punch bowl, Peacock at Urn bowl and Diamond Points Basket.





**Aqua opal** Peacock and Urn master ice cream bowl, above. **Stellar amethyst/purple** shines at left: Poppy Show vase, Chrysanthemum plate, Loganberry vase and Holly and Berry. See one more photo on Page 7. Photos by Jan Seeck/Seeck Auctions



## 2017 HOACGA CONVENTION

Bob Grissom

2017 CONVENTION dates are April 26 - 30, 2017 (HOACGA Convention is always associated with the 4<sup>th</sup> Friday in April)—Airport Embassy Suites Hotel. —Room Rate \$124/day (plus tax),—Reservation deadline April 3, 2017—For reservations call 816-891-7788 (Group Code CAR) or the web address [www.kansascityairport.embassysuites.com](http://www.kansascityairport.embassysuites.com) (24 hours in advance )—Internet included in room rate,—Pet fees waived —Table rental \$22/stay —For additional information go to [www.hoacga.com](http://www.hoacga.com).

**BREAKFAST AND MANAGERS SPECIAL: (Happy Hour)( included as part of the Room Rate.)** A special opportunity to visit with old friends and to meet new collectors that will become friends.

**SCHEDULE OF EVENTS:** This is a brief outline of the activities that are being planned at the 2017 HOACGA convention. It is our hope that you will be able to join us for another enjoyable Carnival Glass experience. We know that it will add to your carnival glass knowledge .

**ADDITIONAL INFORMATION WILL BE IN THE NOVEMBER & JANUARY NEWSLETTERS.**

**SPECIAL RAFFLE:** Again this year we are offering a chance to win a three (3) night stay (Embassy Suites Hotel) at either the 2017 or 2018 (or combination) HOACGA convention. Raffle chances are \$10.00 each or 3 for \$25.00 (No Cash Value). See the Convention Registration form which will be included in the November newsletter.

**ROOMS:** All rooms are two room suites with a small refrigerator, a window for showing and viewing your glass from the outside. Rooms are available with king or two queen beds.

**ROOM DISPLAYS:** You are encouraged to bring and set up a Room Display and any glass that you wish to sell. An award will be given for the best display in the following Categories: Same Pattern. Same Color, Same Shape. Same Maker, Rarity. An award will be given for the "Best Overall" Display are judged by a panel of Judges. (members)

**EDUCATIONAL PROGRAM:** Gary Lickver will present an educational program on "**MARIGOLD—Its many Different Color Variations.**" Gary "The Road Warrior" has probably seen and handled as much or more carnival glass that any other collector or even the auctioneers. Gary travels the United States from the East to the West Coast (probably three times each year) attending Conventions and antique shows. *If you have not received a telephone call from Gary while he is on the road, then he probably does not have your phone number.*

This will be an opportunity to see some very good glass plus acquaint yourself with the many variations in the color "Marigold" iridescence. We always gain some more information from talks that are presented by our members.

**9:00 p.m.—CONTEMPORARY CARNIVAL GLASS AUCTION:** After the Thursday evening educational program presentation, cake and coffee will be served, also about sixty pieces of contemporary carnival glass will be auctioned. A complete listing will be available at the convention. (more info will be in the November newsletter.)

**SPECIAL DISPLAY:** The display will take on a little different view this year. The displays are presented for the educational benefit of the Carnival Glass collector. *Take a good look at your collection. You probably have some piece(s) that are different, maybe color, shape, pattern, rarity etc.* that others do not have or not familiar with. We are asking you to bring some of these pieces (at least five and no more than 10 items per collector). This will be an opportunity for all collectors to participate in the display. We want these displays to be for the educational benefit of the collector and for all to be able to participate.

Over the past years these displays have presented more than 2,000 different pieces for your viewing pleasure and your carnival glass knowledge. Please take a good look at your glass and make a list of some of the pieces that will help "EDUCATE." Send your list to Bob Grissom email: [bgrsm31@comcast.net](mailto:bgrsm31@comcast.net). You will be notified later of those pieces to bring for the display. The glass will be on display Thursday afternoon thru Friday until 3:30 p.m. The items will be presented in a talk at 10:30 Friday morning, April 28.

**JOHN & LUCILE BRITT AWARD: The 2016 award will be presented to KAREN ENGEL** a long time member of HOACGA. Karen was an active collector for more than 30 years. She and Doug started their collecting as members of the PNWCGC. Karen was their first President. Much of her service to the Carnival Glass clubs has been to those in the California and Oregon area. They sold their collection at one time in order to buy a historical home. Since then they have assembled another outstanding collection. *See In Remembrance, at right, for more information.*

**SPECIAL RECOGNITION AWARD:** A special award will be presented to a deserving collector, name to be announced at the time of the Friday Britt Award Luncheon.

**ANNUAL BUSINESS MEETING:** The annual Business Meeting will be held Friday at 2:00 p.m., or immediately following the Britt Award Luncheon. Presentation and discussion of various club activities. Election of officers include President, Secretary, and Historical Editor.

**AUCTION:** The convention auction on Saturday will be glass from the collection of Christina Katsikas, of Hooksett, NH. Christina has been collecting for several

## Remembering Cooley Miller

**Bob Grissom**

Cooley Miller of Kansas City, Missouri passed away Saturday July 23, 2016 at the age of 92. Cooley and wife Marge (deceased years prior) lived in the Kansas City, Missouri area all of their lives. Cooley and Marge were early members of HOACGA. He served as HOACGA President from 1977 thru 1980 and again in 1984. Cooley and Marge were very active members of HOACGA, always willing to share their knowledge and collection with other collectors. They were regular attendees at many auctions and other club conventions.


Cooley was one of the earlier collectors that provided much of the planning, direction and guidance that helped make HOACGA the club that it is today and more importantly for other Carnival Glass clubs and collectors.

Many of you earlier collectors will always remember Marge, she was always a very fun loving person. She wanted to make sure

*We have just learned of the passing of our good friend, **Karen Engel**. at the time of press. Our thoughts and prayers go out to her family. A story about her will be in the next edition.*

that everyone attending the HOACGA conventions were well entertained.

John Woody had many of his early Carnival Glass auctions in St. Louis and after the viewing on a Friday evening many of us set around the Motel pool area and visited for several hours. There were several children present and they liked to swim and play the game machines. Many of the children knew that Cooley would give them money for the machines, so Cooley was known very well by the children for his generosity. I know that he must have given away many coins (he could have purchased several nice pieces of carnival) for the children's enjoyment in playing the



### Convention News, from Page 6

years and has put together an outstanding collection, consisting of a variety of good quality Carnival glass. This will be another opportunity to add some outstanding pieces of carnival to your collection. Seeck Auctions will conduct the auction.

Viewing of the glass will be Friday evening and Saturday morning. A hospitality room(s) will be provided on Friday evening after the viewing. Location

will be announced in a later Newsletter.

**BANQUET SPEAKER: Speaker to be announced in the next Newsletter.**

**Other Banquet Activities**— Room display winners will be announced. —Special whimseys will be auctioned. Some members will be awarded \$50.00, if they can possibly provide an answer to their selected question.



Panthers are prowling back home in America after an overseas stay in Australia as part of the Leila Galvin collection. The center-piece bowls, in marigold and amethyst, will be for sale Saturday, Nov. 5 at the Seeck Auction. HOACGA will entertain members the night before.



## President's Corner

By Emmett Morgan



I hope all our members have had a wonderful summer. It is only at this time of year when the sun starts to set, those wonderful sun rays come through the north facing windows to illuminate our glass. Wow, the visual electric effect shows the glass better than our lighting.

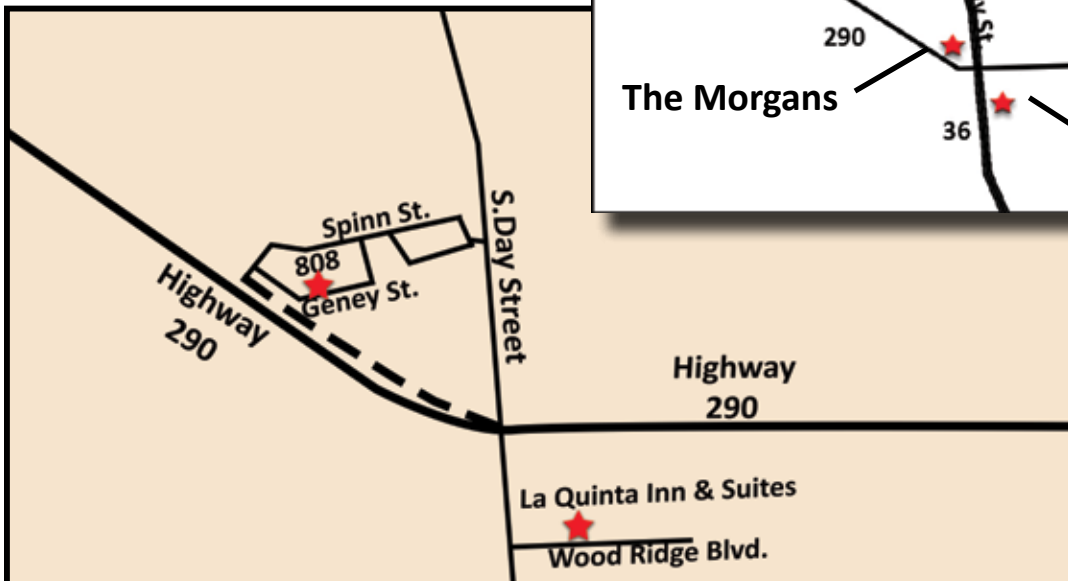
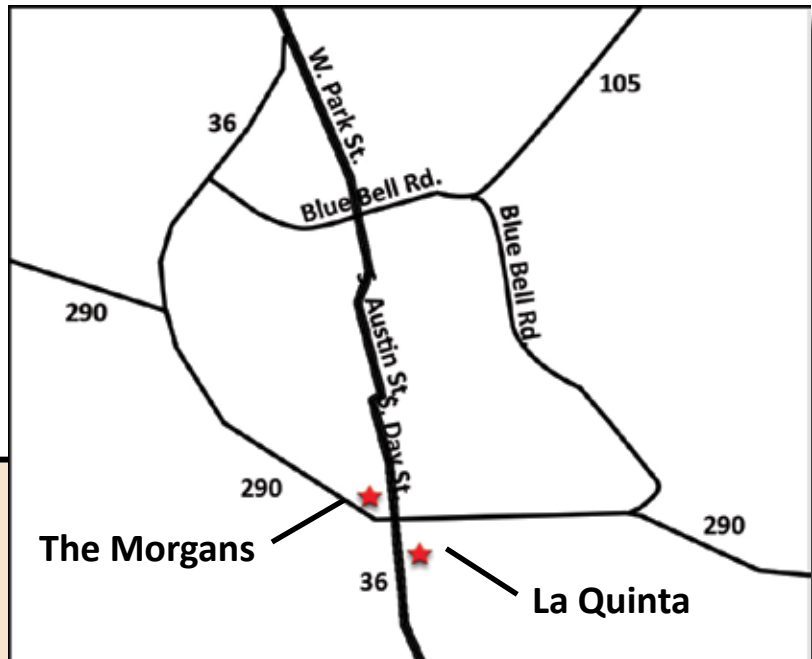
Our next club meeting will be hosted by Dorothy and me in Brenham on October 22. It has been four years since we have hosted our members, and we are looking forward to visiting with our carnival friends. More information regarding schedule and hotel, if needed, is included in this issue, and we will be providing lunch at our home

at 808 Geney St. Brenham, TX. **Please RSVP 979-836-7896 by Friday October 14.**

In this issue you will find an announcement that TCGC and HOACGA are going to produce a **joint membership roster** that will be mailed to our members in late November or December. We will be using the information you have provided to your home club (the club you pay \$35 for the newsletter). Your names, address, phone numbers and email address will be printed in the roster. **If your information has changed**, or you do not want either all or only parts of your information included in the roster, you must contact Jeannie Whitley for TCGC home club or Kathi Johnson for HOACGA home club by October 31. If your current information is correct, and you want it included, you do not need to respond to Jeannie or Kathi.

Looking forward to seeing many of our friends on October 22nd and hopefully it will be cooler.

**TCGC MEETING  
BRENHAM,  
TEXAS  
SATURDAY,  
OCTOBER 22**





# TCGC MEETING

## OCTOBER 22, 2016 – BRENHAM, TX

The Texas Carnival Glass Club fall meeting will be hosted by Emmett and Dorothy Morgan at their home at 808 Geney St. Please see the schedule of events below. Lunch will be provided. Be sure to bring for sale glass and show and tell pieces.

Please **RSVP by October 14th** to Emmett and Dorothy at 979-836-7896 or [ecmorgan@alpha1.net](mailto:ecmorgan@alpha1.net)



### Schedule of Events

11:30 Arrive  
12:30 – 1:30 Lunch provided at the Morgans  
2:00 Business meeting and Show & Tell

### Hotel:

**LaQuinta Inn & Suites Brenham:** 2950 Wood Ridge Blvd., Brenham ph - 866-527-1498

A small block of rooms have been reserved. Please reserve your room before the cut-off date is **Sept. 30**. For reservations please call 866-527-1498 and ask for the Group Reservations Department and identify yourself as a member of the Texas Carnival Glass Club and block confirmation number 6122911. The rate for a double bedded queen is \$107.10 per night for two guests. A complimentary breakfast is included. The hotel is located on Hwy 36 S and is behind Denny's on the left if you are coming from Hwy 290.

**Please contact Emmett or Dorothy with any questions.**



## To the Morgan's home: 808 Geney St., Brenham, TX 77833

### From Dallas area:

US-75 South for 24.6 miles. Continue on Inter. 45 South for 138 miles. Take exit 146 toward TX-75/Madisonville. Continue for 75.2 miles. Turn onto N. Fwy Service Rd. (go .3 miles). Turn right at the 1<sup>st</sup> cross street onto TX-75S. (go 4.3 mi.) Turn right onto E. Main St. (go.2 miles) Continue onto TX-90 S. (go 41.2 miles) Continue onto TX-105 W.E. Washington Ave. (go 25.3 miles). Turn left onto N. Chappell Hill St. (go 1 mile) Turn right onto E. Tom Green St. (go .7 miles) Turn left onto S Day St. (go .6 miles) Turn right onto Spinn St. (go 197 ft.) Turn right to stay on Spinn St. go (.3 miles) Turn left onto Beazley St. (go 381 ft.) Beazley St. turns right and becomes Geney St. Destination will be on right...808 Geney St.

### From Houston area:

Take US-290 W for 63.9 miles. At 36/S. Day St. exit on to service road/feeder road. (go .8 mile). Turn right onto Kirk Dr. (go 210 ft.) Turn right at the 1<sup>st</sup> cross street onto Geney St. 808 Geney St.

### From Morgan's to La Quinta:

From 808 Geney go west .2 miles. Turn left on Kirk Dr. Go 210 ft. Turn right on feeder/service rd. Go until you can U-turn under 290. Go back east on feeder/service rd. to TX36-S. Turn right on to TX-36S. Go .4 miles. Turn left on to Wood Ridge Blvd. La Quinta Inn will be on left...2950 Wood Ridge.



# Appeal...

## Beauty... Color:

### ABCs of Carnival

#### Little Beads by Westmoreland



#### By Phil Leddy

A single line of beads circles the 12-fluted underside while the interior is plain. These low compotes are rather small, measuring about 5 ½-inches across in colors aqua, blue opal, marigold, peach opal, and amethyst. In 2006 a 10-inch wide **Little Beads** purple bowl was shown on the [www.cga.website](http://www.cga.website). (From Dave Doty's Carnival Glass Website.) Because of the **Appeal** of collecting unusual glass, Mary Leddy has five 10-inch **Little Beads** bowls in marigold, purple, blue opal carnival glass, and blue opalescent and Little Beads compotes in different colors and shapes.

She wants to find a purple/amethyst Little Beads compotes to display with the 10-inch purple bowls.





# Provenance: The Story of Your Glass

In July of 2010, my husband Bob and I traveled with our 11-year-old granddaughter to California. We visited the Monterey Bay Aquarium, drove up the coast to San Francisco, and then traveled inland to spend a few days at Yosemite National Park. Before we left on our vacation, I contacted Marie Capps and told her that we would be vacationing at Yosemite and could we stop by for a visit? She was delighted to hear from me and said, "Of course, come see me!"

We spent a delightful afternoon with her looking at and talking about her pastel carnival glass collection. We also sat mesmerized as we listened to Marie tell us her stories about carnival glass collectors, some still living and some who had

passed on. We took photos of her cabinets of pastel carnival glass, one of which was used in an article, *California Dreamin'*, about our California trip. It was published in the October 2010 issue of the TCGC *RANGER* newsletter.

This summer when Bob and I saw that Seeck Auctions would be offering pieces from her collection at three separate online auctions, we knew that we wanted one of those pieces for our collection. For us, and for many carnival glass collectors, the history, stories, and memories that are associated with a piece are an integral part of it, and they should be passed on.

In mid-July a package was delivered with a new addition to our collection...a Northwood 14-

inch Thin Rib mid-size vase in sapphire from Marie's collection. Knowing the provenance of this vase and our memories of visiting Marie means so much to us, and we are pleased to have this beautiful piece as a part of our collection.

By Sandy Sage



**Note:** If you look closely at the photo of Marie standing in front of the cabinet you will see our Thin Rib vase on the top shelf in the upper right corner.





# My amber Ripple vases

By Steve Hazlett

As a collector of carnival glass over a number of years. I have always had a difficult time on settling for a particular piece, color or pattern. I like all of it. I have found a few things I like a lot. Ripple vases are one of those things, of which I have probably twenty to twenty five different Ripple vases. They are various sizes and colors, really no two alike or the same.

For me, there is something pleasing about Imperial Glass Company's, Ripple vases. I like the flow of the ripples running down the outside of the vase. Even the inside of the vase has vertical lines or ribs that draw your vision down the vase. These two aspects, along with color and iridescence work well together.

I recently found an amber Ripple vase on the way home after visiting my Dad. It was in an antique store/ mall in a small town, that I had not been to before. As soon as I walked in and turned left, I saw it. Just stood out, a tall amber Ripple vase. My first thought was a funeral vase. I looked it over, up and down, inside and out, all around the edges. Perfect and the man who showed it to me, said he would work with me if I was interested. So, after looking around the rest of the store, I offered \$200 and it was mine.

After getting home and cleaning it, I got into research mode. This vase has a four inch base, which is the rarest base size on Ripple vases. The base has a twenty point star. The opening at top was five and three-quarters inches wide. It stands at sixteen inches tall at the highest point. This is a scarce vase, with that base size and its amber color. This vase is a midsize vase.

I had previously read a HOACGA



article written by Ken Oppenlander, that says there are five different base sizes. It was a listing of a poll he took with other collectors responding. There was one amber vase listed with a two and a half inch base. Also, twenty three with a two and seven-eighths inch base, and three with a three and three-eighths inch base. One more with a three and seven eighths inch base, one funeral size vase with a four and three quarters inch base. These

were all amber vases. Of course, this article was before the year 2000. I am sure things may have changed since then.

Also I have two other amber Ripple vases, both of which have a two and seven-eighths inch base. The short one is eight and one-half inches tall, with a four and three-quarters inch opening in the top. The other is ten and three-quarters inches tall with a four and a half inch opening in the top. I noticed the





taller one, because of the stretching of the glass, it was lighter in color. These vases at the lowest point of the top opening appear to have a pinched spout, perhaps for pouring the water out. It is more noticeable in the shortest vase. The smaller vases also have a twenty point star in the base. Finally there is amber the color. While it is one of the less-often seen colors, it is not the rarest color or most common color. But I find it is quite attractive in Ripple vases. I hope to find a few more.



## TIME OUT FOR DESIGN

The Ripple pattern uses **three design elements** to create its attractive look. One element is **LEADING LINES**, lines which lead your eye from one place to another. The slanting lines lead our eye, along with the **REPETITION** of the lines. The final element is **CONTRAST**. While we see the leading lines flowing upwards, behind those are the vertical lines inside the vase that offers the contrast.



# HAPPENINGS FROM THE PAST

## Bob Grissom

November 1983 - M/M John Mikkonen, Minnesota, M/M Gary Braden, Illinois, M/M Tom Mordini, Illinois, & M/M Al Rodenhouse, Michigan were welcomed as new members to HOACGA.

Craig Heely reported finding a Millersburg Cherries 9 1/2" IC bowl with the Hobnail exterior in blue.

January 1984. Eva Backer reported finding an unsigned Vaseline bushel basket. At the time, this was only the fifth one known.

Jack Stewart had been able to obtain an ice green Daisy & Plume rose bowl. This was the first in this color reported.

Kenneth and Ester Moon gave 297 pieces of carnival glass to the Henry Ford Museum, Dearborn, Michigan.

Ivan Mitchell submitted an article on the Birds and Cherries pattern. The featured item was a blue 10" six ruffled bowl. It was the first one known in this size.

February - The 1984 HOACGA convention motel has been changed. It will be at the Holiday Inn at the Kansas City Airport.

The Keystone Carnival Glass Club was planning their first "Keystone Convention". It is to be held May 25 - 27, 1984.

Ester Rodgers, Brinkhaven, Ohio reported purchasing a green Millersburg "Blackberry Wreath" spittoon at a local auction. It measures 4 1/2" across the top and 2 1/2" across the bottom.

Smokey Cloud, Michigan recently found an ice green "Grape and Cable" water pitcher.

Ray Notley, England found a red "Fenton's Flowers" rose bowl.

It was reported that John Muehlbauer found a peach opal "Stag & Holly" bowl in British Columbia. The bowl was not for sale.

March - O. Joe Olson passed away on Sunday, February 19. Mr. Olson was considered to be an authority on carnival glass and was the editor of the carnival glass News & Views. He was an honorary lifetime member of HOACGA.

John Britt - submitted an article to the bulletin on the "Stream of Hearts" goblet with the "Persian Medallion" exterior. This is the only known goblet in this pattern. The "Stream of Hearts" is known in a ruffled compote in marigold only.

It was reported that Rick Kojis, West Allis, Wisconsin found an aqua opal IC shaped Master "Peacock & Urn" bowl. When he went to see the man that had it, the man could not decide which one of the two that he owned to sell. Only two of these were known at that time.

James Moore - New York City, reported purchasing an iridized custard "Peacocks" bowl, marked with the "N". This is only the third one of these bowls reported.

Herb Treff - was appointed as chairman of the nominating committee.



This boy is pouring molten glass into a mould.

Library of Congress Digital Archives Collection

**If you like your Northwood glass, you should thank this little boy**

By Donna Lee Olson

An undercover photographer captured this boy, about 10 years old, working full time at the Northwood Glass Factory in October 1908 in Wheeling, WV. There were "many small boys here," reported Lewis W. Hines to the National Labor Reform Committee, according to the Library of Congress records.

—More on Page 15



## **MEMBERSHIP ROSTER**

HOACGA & TCGC will be publishing a new membership roster as of October 31, 2016. The roster will include, if we have all of this information, husband and wife names, address, telephone number and email address. Names will be listed alphabetically and also by states. Please verify that we have your correct information. Note: this will be a printed copy only (not available online).

If you do not want some (or any) of this included in the roster, please let us know before October 31, 2016. If you don't contact us, your information will be included.

### **HOACGA Secretary**

**Kathi Johnson**

**N13348 Osprey Drive**

**Minong, WI 54859-5264**

**[galenandkathi@yahoo.com](mailto:galenandkathi@yahoo.com)**

**Telephone 763-441-5587**

### **TCGC, Treasurer**

**Jeannie Whitley**

**1006 Cheshire Lane**

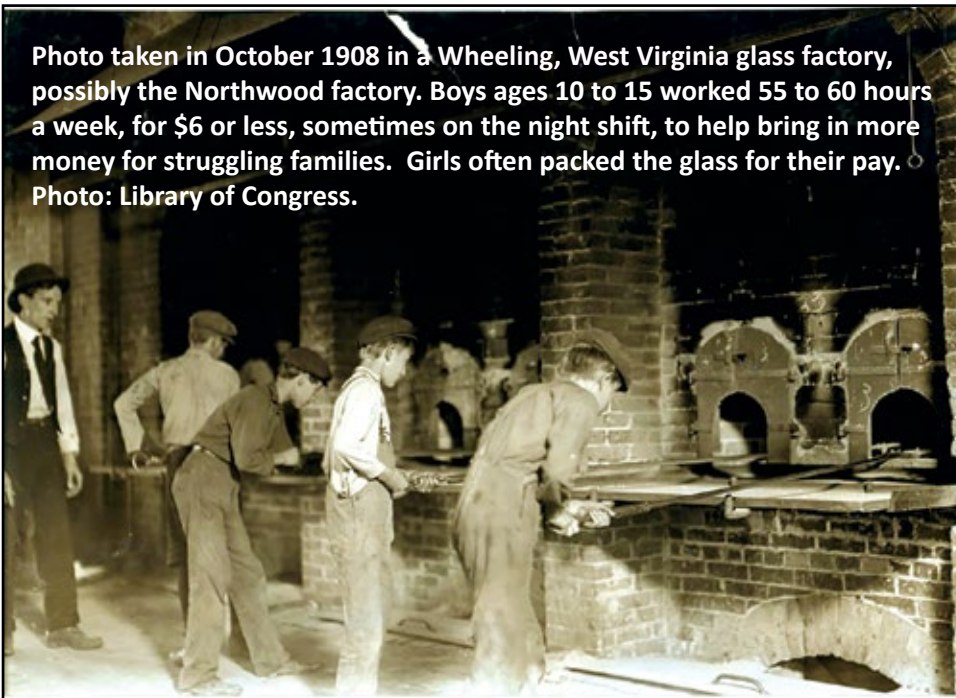
**Houston, TX 77018**

**[Jeannie.whitley@gmail.com](mailto:Jeannie.whitley@gmail.com)**

**Telephone 713-686-0630**

## **Young hands equal cheap labor for glass factories, continued from page 14**

Photo taken in October 1908 in a Wheeling, West Virginia glass factory, possibly the Northwood factory. Boys ages 10 to 15 worked 55 to 60 hours a week, for \$6 or less, sometimes on the night shift, to help bring in more money for struggling families. Girls often packed the glass for their pay. Photo: Library of Congress.



In 1900, 18 percent of American workers were under age 16, thanks to the Industrial Age creating more jobs. Paid \$1 or less a day, the money still made a difference to struggling families. But these children worked in often dangerous conditions, nine to 10 hours a day, six days a week. In the glass industry, it included exposure to fire hazards and toxic chemicals. Hines, the photographer, used ruses to get into plants, mines and the railroads to expose the safety threat to children in different industries. In 1916 the effort helped result in the first major child labor reform laws. For more information, go to the [www.history.com](http://www.history.com) website or the Library of Congress.





## Hover-Rests: the Next Generation... how they came to be

By Elaine Blair

Just think of how many kinds of stands there are to show off our glass...made of plastics, metals, wrap-around-the-marie coated wires. But from an aesthetic point of view, these can all, in their own way, detract from viewing the glass, whether it be through the glass, around the glass, behind the glass, etc.

My husband Fred wanted a stand that would show off the glass without intruding on the look. So he **invented** the Hover-Rest. The first version held the glass on to the stand using acrylic "wings" that clamped down to hold the piece in place. But as time went on, he wanted to improve the design. That's the industrial engineer in him coming out. So he then developed Hover-Rest: **the Next Generation**. Rather than being held in place by wings/clamps, the new version holds the piece in place with elastic bands.

*The end result is an unhampered view of the glass which looks as if it's floating above the display shelf.*

And while the creative juices were flowing, he developed a small stand that would raise or elevate a tumbler or very small bowl three inches above the shelf. Thus was born the **Elevat-er**. So now our back row of tumblers can be seen above its neighbors on the shelf.

Hover-Rests NG are \$2.75 each. Elevat-ers are \$3.00. To order, contact us at [sales@eblasercreations.com](mailto:sales@eblasercreations.com). Web site: [www.eblasercreations.com](http://www.eblasercreations.com).





## Advertisements

Welcome to our new advertiser, *Carnival Glass Showcase.com!*



**CARNIVAL**  
GLASS SHOWCASE

Browse our showcase by:  
**Color, Maker,  
Pattern, Shape,  
or Collection**

[www.CarnivalGlassShowcase.com](http://www.CarnivalGlassShowcase.com)  
603.365.5258

## CARNIVAL GLASS CLASSIFIEDS

### WANTED—To buy or trade

Powder Jar Lid, Grape and Cable, Cobalt Blue, Covered Compote Lid, Lacy Dewdrop, Pearlized Milk Glass, Sugar Lid, Circle Scroll Sugar, marigold  
Bob Grissom, 816-896-1931, bgrsm31@comcast.net.

I have a Diamond and Starburst wine decanter and stopper in great condition, purple with electric iridescence all over. Will trade for a Grape & Cable whiskey decanter in purple/with stopper in same condition, or a Formal hatpin holder in purple. You can contact me at Janekenny2@sbcglobal.net or call Bill Kenney at 816-537-459

### FOR SALE

HOACGA souvenirs FOR SALE, all in RED: 1976 decanter with 6 whiskey glasses, '77 hatpin holder, '78 corn vase, '79 loving cup, '81 Red candle lamp. ALSO '80 Green hatpin holder, Good Luck hatpins (no wires) Also have an ACGA In God We

Marigold - Chesterfield water pitcher and lid  
Marigold, any shape - Ten Mums  
Orange Tree Mugs - Not iridescent, except Persian blue  
Depression Glass - Pink, blue or green  
Contact: Dave Middleton -  
mevad@sbcglobal.net or 209-835-3797

Trust Mug 1968, 1971 Joe St. Clair small plates - 2 I am interested in selling them as one lot preferably.  
I can be reached at 620-421-0937.  
Dixie Quirin



# Resources

## Dealers

Colleywood Carnival Glass Company  
[www.colleywoodcarnival.com](http://www.colleywoodcarnival.com)

Samantha Prince, 386-227-6482  
[Samantha@poormanstiffany.com](mailto:Samantha@poormanstiffany.com)

Lloyd Ward, Mayfield, KY 270-251-2005  
[www.carnivalglass.com](http://www.carnivalglass.com)

## Books

*Auction Price Guides*, Tom & Sharon Mordini  
815-235-4407 [tommordini@aol.com](mailto:tommordini@aol.com)

*Birds of a Feather*, Ronald Britt  
Peacock patterns  
513-900-9113 [ronbjudyb@gmail.com](mailto:ronbjudyb@gmail.com)

Carnival Glass from Scandinavia, Thistlewood  
Three e-book volumes  
[s.g.thistlewood@btinternet.com](mailto:s.g.thistlewood@btinternet.com)

*HOACGA Field Guide to Carnival Glass for 2015*  
[www.hoacga.com](http://www.hoacga.com)

HOACGA Notebook sections, plate holders  
HOACGA site or contact Kathi Johnson

*Laser Creations*, Fred & Elaine Blair  
[www.eblasercreations.com](http://www.eblasercreations.com)

## Informational Websites

Dave Doty [www.ddoty.com](http://www.ddoty.com)  
Fry <http://carnivalglass101.carnivalheaven.com>  
Miniatures & Whimsies [flickr.com/photos/hoacga/](https://www.flickr.com/photos/hoacga/)  
Olson auction prices [www.glasspassion.net](http://www.glasspassion.net)  
Showcase [www.carnivalglassshowcase.com](http://www.carnivalglassshowcase.com)  
Thistlewood [www.carnivalglassworldwide.com](http://www.carnivalglassworldwide.com)

## TCGC

Visit TCGC website [www.texascarnivalglass.org](http://www.texascarnivalglass.org)

### TCGC Officers

President – Emmett Morgan  
979-836-7896 [ecmorgan@myalpha1.net](mailto:ecmorgan@myalpha1.net)  
Vice-president – Bob Sage  
512-255-1176 [rsage1@austin.rr.com](mailto:rsage1@austin.rr.com)  
Treasurer – Jeannie Whitley  
713-686-0630 [jeannie.whitley@gmail.com](mailto:jeannie.whitley@gmail.com)  
Secretary – Sandy Sage  
512-255-1176 [rsage1@austin.rr.com](mailto:rsage1@austin.rr.com)  
Newsletter Editor – Elaine Blair  
469-742-0055 [elaineblair@att.net](mailto:elaineblair@att.net)  
Webmaster – Walt Robinson  
[waltrobtx@sbcglobal.net](mailto:waltrobtx@sbcglobal.net)

## Auctioneers

Burns Auctions, Clermont, FL 407-592-6552  
[www.necga.com/Tom%20Burns%20Auction.html](http://www.necga.com/Tom%20Burns%20Auction.html)

Mickey Reichel Auction Center, Boonville, MO  
660-882-5292 [www.AWK-SHN.com](http://www.AWK-SHN.com)

Seeck Auctions, Mason City, IA  
641-424-1116 [www.seeckauction.com](http://www.seeckauction.com)

Jim Wroda Auction Service, Greenville, OH  
937-548-7835 [www.jimwrodaauction.com](http://www.jimwrodaauction.com)

## Club Websites

Air Capital ACCGC [www.aircapitalcarnivalglass.com](http://www.aircapitalcarnivalglass.com)  
American ACGA [www.myacga.com](http://www.myacga.com)  
Canadian CCGA <http://www.canadiancarnivalglass.com>  
International ICGA [www.internationalcarnivalglass.com](http://www.internationalcarnivalglass.com)  
Iridescent Nation [www.iridescentnation.com](http://www.iridescentnation.com)  
Keystone Carnival Glass Club  
Great Lakes GLCGC [www.greatlakescgc.com](http://www.greatlakescgc.com)  
Lincoln Land LLCGC [www.llcgc.org](http://www.llcgc.org)  
Millersburg Glass Assn [www.millersburgglass.com](http://www.millersburgglass.com)  
New England NECGA [www.necga.com](http://www.necga.com)  
Northern California NCCGC Pacific Northwest PNCGA  
[www.pnwega.org](http://www.pnwega.org)  
Quebec QCGA [www.verrecarnavalquebec.org](http://www.verrecarnavalquebec.org)  
Southern California SCCGC  
[www.socalcarnivalglassclub.com](http://www.socalcarnivalglassclub.com)  
Tampa Bay TBCGC [www.tbccgc.com](http://www.tbccgc.com)  
The Carnival Glass Society (UK) [www.thecgs.co.uk](http://www.thecgs.co.uk)

## HOACGA

Visit HOACGA website [www.hoacga.com](http://www.hoacga.com)

### HOACGA Officers

President – Robert Grissom  
816-356-5320 [bgrsm31@comcase.com](mailto:bgrsm31@comcase.com)  
Vice-president – Gary Heavin  
573-578-3747 [onlater@hotmail.com](mailto:onlater@hotmail.com)  
Treasurer – Gary Sullivan  
541-924-1869 [stevenandgary@cox.net](mailto:stevenandgary@cox.net)  
Secretary – Kathi Johnson  
763-441-5587 [galenandkathi@yahoo.com](mailto:galenandkathi@yahoo.com)  
Newsletter Editor – Steve Hazlett  
816-524-4865 [stevhazless@gmail.com](mailto:stevhazless@gmail.com)  
Research/Historical Editor – Joan Doty  
Webmaster – Galen Johnson  
763-441-5587 [galenandkathi@yahoo.com](mailto:galenandkathi@yahoo.com)

**Advertisements**



**Hover-Rest**



**Introducing  
The Elevat-er**

Designed specifically for Carnival Glass tumblers, mugs, and small bowls, 3 x 3 inches.

**and the  
Next Generation Display Stand**

Designed specifically for Carnival Glass pieces with a marie/collar base measuring up to 3 3/4" (9" plates). The glass is supported by the base, giving the illusion that the piece is floating above the shelf..

**Hover-Rest \$2.75, Elevat-er \$3, plus tax and shipping**

Website: [www.eblasercreations.com](http://www.eblasercreations.com)  
E-mail: [sales@eblasercreations.com](mailto:sales@eblasercreations.com)

**TCGC MEMBERS TAKE NOTE**

**DON'T FORGET - YOUR TCGC MEMBERSHIP EXPIRES ON FEB.1**

Membership in the Texas Carnival Glass Club is due annually on FEBRUARY 1 and runs through January 31. Your membership fee of \$35 includes six *Carnival Glass Action* newsletters (with a HOACGA membership \$45).

**THREE CONVENIENT WAYS TO RENEW OR JOIN**

1. Use PayPal to renew or join online from the TCGC website membership page: [www.texascarnivalglass.com/membership](http://www.texascarnivalglass.com/membership).
2. When you register for the annual TCGC Convention.
3. Use the membership registration form below.

**Membership and Newsletter Application**

Texas Carnival Glass Club (TCGC)  
and

Heart of America Carnival Glass Association (HOACGA)

Name(s): \_\_\_\_\_

Address: \_\_\_\_\_

City/State/Zip: \_\_\_\_\_

Phone: \_\_\_\_\_ Email: \_\_\_\_\_

Newsletter delivery preference: email \_\_\_\_\_ USPS \_\_\_\_\_

HOACGA and TCGC have a joint newsletter.

**Choose one:**

Annual membership in both HOACGA and TCGC with six newsletters: \$45 \_\_\_\_\_

Annual membership in HOACGA with six newsletters: \$35 \_\_\_\_\_

Annual membership in TCGC with six newsletters: \$35 \_\_\_\_\_

Send application and check payable to HOACGA or TCGC to either:

Mail to TCGC: Jeannie Whitley  
1006 Cheshire Lane  
Houston TX 77018

Mail to HOACGA: Kathi Johnson  
N13348 Osprey Drive  
Minong, WI 54859-9264

Or you may join online at [www.hoacga.com](http://www.hoacga.com) or [www.texascarnivalglass.org](http://www.texascarnivalglass.org)



**POSTMASTER:****Direct any problems to:****Distribution Manager****Steve Hazlett****1113 SE 4th Ter****Lees Summit, MO 64063-3203**

Please check your "Address Label" to the right. The numbers after your last name separated by a dash (-) is the date, month and year, for your membership and newsletter renewal.

## Last...but not least

By Elaine Blair

This spot on the back page is sometimes challenging to fill. Donna Lee has come up with some pretty creative things to make use of the space. Now I have a suggestion. This place on the back cover can be used for a "Last But Not Least" mini-gallery. If you're a person who just doesn't feel comfortable with writing an "article," this spot is just the ticket for you. All I need is a **picture of yourself** (preferably from shoulders up) and a **picture of a piece or pieces of your carnival glass**. It can be anything you choose...a recent acquisition, your first piece, your favorite piece, your favorite pattern, a shape you like to collect.

The only text I need is a brief **description of the glass**...pattern name, manufacturer, color...and why you chose to show it off. All of us will benefit from getting to know you and your glass a little bit better. So don't be shy. Let us enjoy your glass with you!

Send pictures and text to me at [elaineblair@att.net](mailto:elaineblair@att.net).

### Example of Last...but not least

When I showed a selection of my vases on Facebook, this one brought the most questions. It's a **Cane and Daisy Cut** vase from the U.S. Glass company, which was really a group of smaller glass companies that, in 1891, merged while maintaining 18 factories in Pennsylvania, West Virginia and Ohio. Each factory had a specialty and it appears this may have been made in the Tiffin plant, which made the wheel cut engraved flowers that I LOVE. See more information at Glass Lovers Database —*Donna Lee Olson*